







## OSBORNE PARK HOSPITAL CAMPUS

<b>Block A</b>  wc Antenatal Clinic Anaesthetic Clinic Gynaecology Clinic Maternity Social Worker Continence Nurse Lactation Consultant	<b>Block B</b>  wc Main Entrance Theatre Suite/Day Surgery Radiology Ward 1, Birth Suite Podiatry Cashier Function Room Management Services Dietetics/Diabetes	<b>Block C</b> Engineering <b>Block D</b> PathWest <b>Block E</b> Wards 4, 5 & 6  wc Chapel/Pastoral Care	<b>Block F</b>  wc Ward 3 Day Hospital Occupational Therapy Physiotherapy Speech Pathology Parkinsons Clinic Memory Clinic	<b>Block G</b>  wc Osborne Park Adult - Mental Health Service <b>Block H</b>  wc Osborne Community - Mental Health Service	<b>Block J</b> Stores/Pharmacy/Linen <b>Block T</b> Therapies Multicultural Aged Care
--	--	---	--	---	---